



Controls and Accessories for use with Kahlenberg  
Sound Signaling Equipment


For Automated Control of Navigational Whistles

## Model M-485A Horn Controller

The M-485A Whistle Control provides for the automatic control of electric or air operated horns in conditions of restricted visibility. Designed for use with motor or sail powered vessels, the M-485A provides both underway and stopped signal codes per USCG Navigation Rule 35, (COLREGS Part D, Rule 35). Automatic control of the horn signals as prescribed by this rule relieves the operator of the chore of repeatedly blasting the horn by manual push button, and contributes greatly to the safe operation of any vessel.

Restricted Visibility codes and other features of the M-485A include:

- Vessel Underway (35a)
- Vessel Underway but Stopped (35b)
- Vessel Restricted in Ability to Maneuver (35c)
  
- Waterproof Console Mount
- Can be integrated with additional push button
- Available in 12 or 24 Volt D.C.

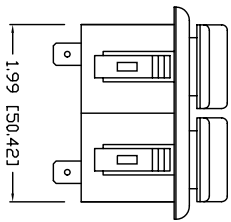
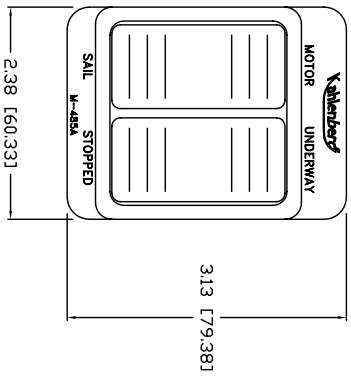


Kahlenberg Industries, Inc.  
P.O. Box 358, 1700 12th St.  
Two Rivers, WI 54241

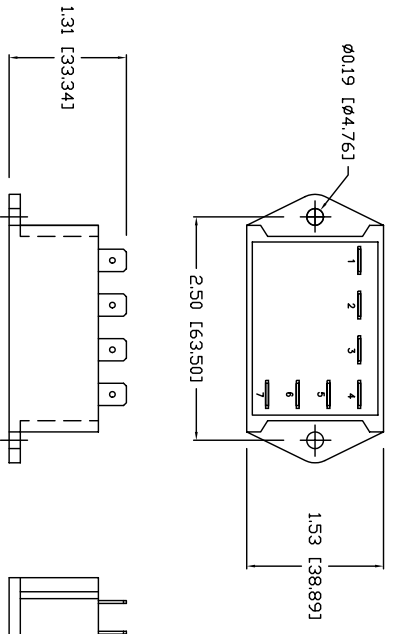
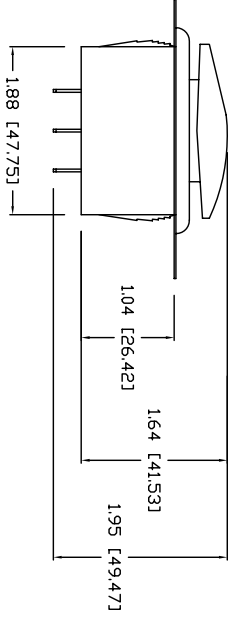
Phone: 920-793-4507  
Fax: 920-793-1346  
Internet: [www.kahlenberg.com](http://www.kahlenberg.com)

The Kahlenberg M-485A Controller incorporates Fogmate technology from TSX Products Corporation.

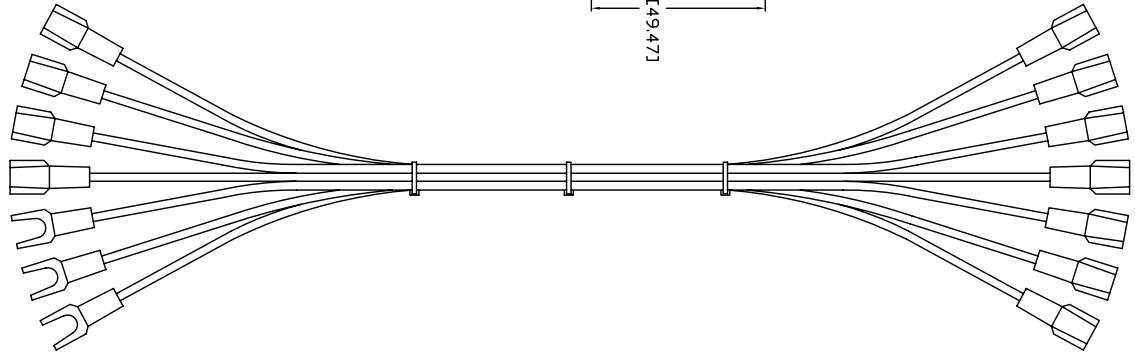
REV.	BY	DATE	DESCRIPTION	APP'D.



SWITCH MODULE



TIMER MODULE



WIRING HARNESS

12/24 V.D.C. OPERATION  
 Consumes no power when off  
 Consumes 6mA in standby mode  
 Consumes 75mA when horn is activated  
 Drives vessels horns up to 20 Amps

KAHLENBERG BROS. CO. TWO RIVERS, WISCONSIN 53241					
OUTLINE DIMENSIONS M-485A FOG SIGNAL HORN CONTROL					
DR.	DATE	CKD.	SCALE	DRWG. NO.	REV.
ZJN	06/28/05	EMK	N.T.S.	3-6368	